

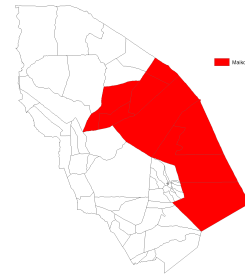
# Index in Maikona

Data up to 18 Feb 2013 - 5 Mar 2013

This page provides the update on the predicted livestock mortality index and the summary of the underlying data in Maikona for October 2012 - February 2013 (Short Rain Short Dry, SRSD) insurance coverage period based on the data up to 18 Feb 2013 - 5 Mar 2013. For information on the definition of these variables, see <http://hdl.handle.net/10568/3408>.

Table 1. Summary

Index Area	Maikona
Year	2013
Season	SRSD
Date of the most recent data	18 Feb 2013 - 5 Mar 2013
Predicted Livestock Mortality	0.13
Czndvi_pre	2.55
Czndvi_pos	-0.74
CNzndvi	3.79
CPzndvi	0.52



Maikona

For the details on index color, click [here](#).

Figure 1. ZNDVI in Maikona from March 2012 to February 2013

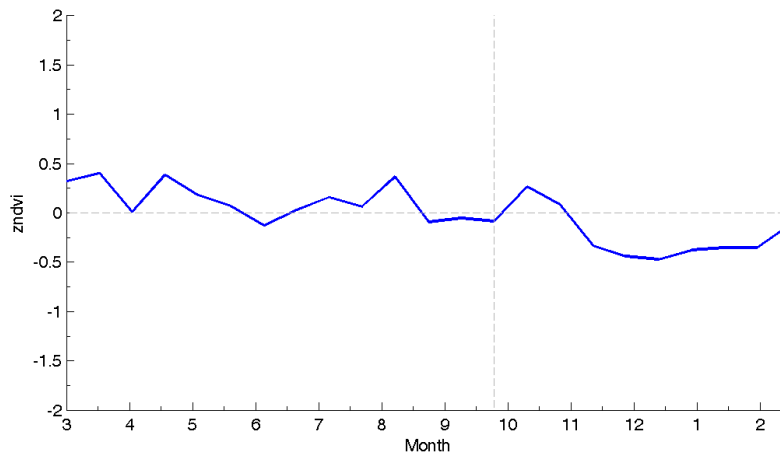


Figure 2. Czndvi in Maikona from March 2012 to February 2013

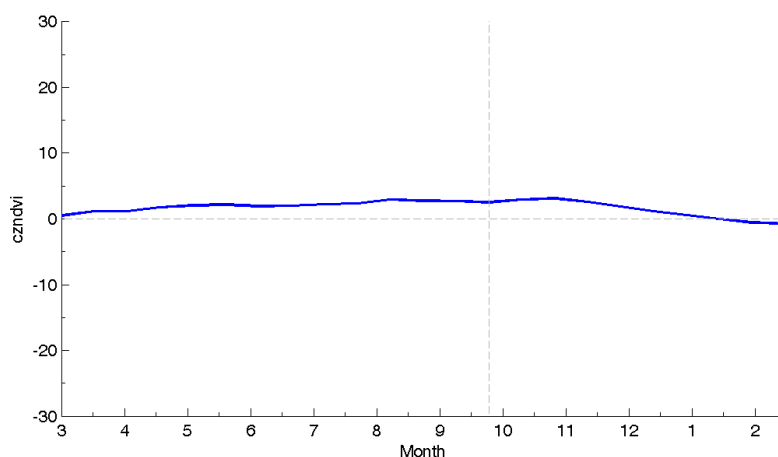


Table 2. zndvi

year	month	16-day	date	zndvi
2012	3	5	5-20 Mar 2012	0.32
2012	3	6	21 Mar 2012 - 5 Apr 2012	0.40
2012	4	7	6-21 Apr 2012	0.01
2012	4	8	22 Apr 2012 - 7 May 2012	0.38
2012	5	9	8-23 May 2012	0.18
2012	5	10	24 May 2012 - 8 Jun 2012	0.07
2012	6	11	9-24 Jun 2012	-0.13
2012	6	12	25 Jun 2012 - 10 Jul 2012	0.03
2012	7	13	11-26 Jul 2012	0.16
2012	7	14	27 Jul 2012 - 11 Aug 2012	0.07
2012	8	15	12-27 Aug 2012	0.37
2012	8	16	28 Aug 2012 - 12 Sep 2012	-0.09
2012	9	17	13-28 Sep 2012	-0.05
2012	9	18	29 Sep 2012 - 14 Oct 2012	-0.09
2012	10	19	15-30 Oct 2012	0.26
2012	10	20	31 Oct 2012 - 15 Nov 2012	0.08
2012	11	21	16 Nov 2012 - 1 Dec 2012	-0.33
2012	12	22	2-17 Dec 2012	-0.44
2012	12	23	18-31 Dec 2012	-0.47
2013	1	1	1-16 Jan 2013	-0.38
2013	1	2	17 Jan 2013 - 1 Feb 2013	-0.35
2013	2	3	2-17 Feb 2013	-0.35
2013	2	4	18 Feb 2013 - 5 Mar 2013	-0.12

Note: The value of zndvi of the last 16-day period was not available at the time of index announcement and it was extrapolated based on the values of zndvi in the previous 22 16-day periods. For more information on the IBLI project, visit <http://livestockinsurance.wordpress.com>.