

# Date palm pollination

Training workshop

Muscat- Oman: 9-11 March 2015

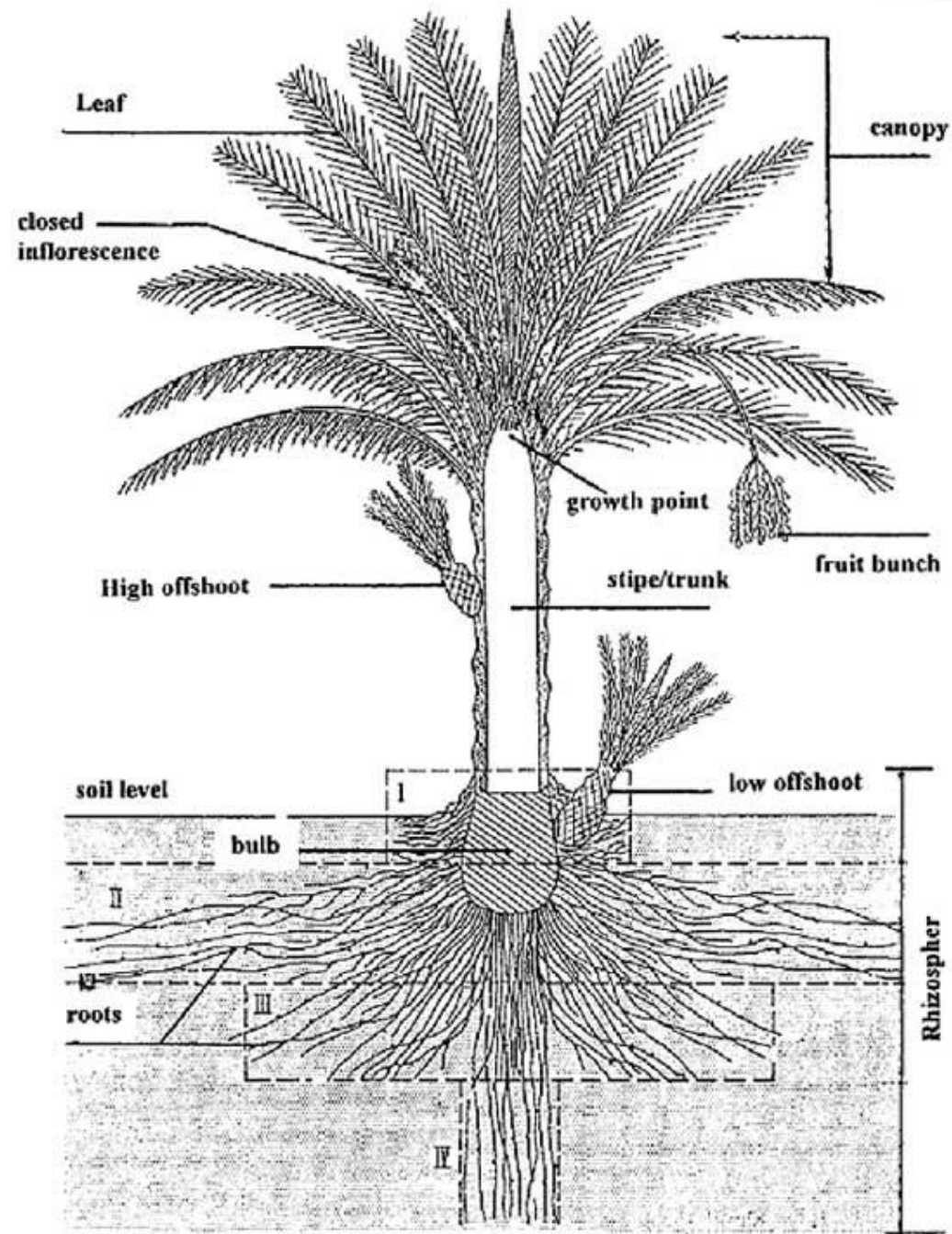
Dr. Mohamed BEN SALAH-Date palm Coordinator in GCC Countries

## Session 1


- Date palm female and pollinators
- Propagation and cultivation of pollinators

Expand Your Horizons (EYH) project at AMIDEAST

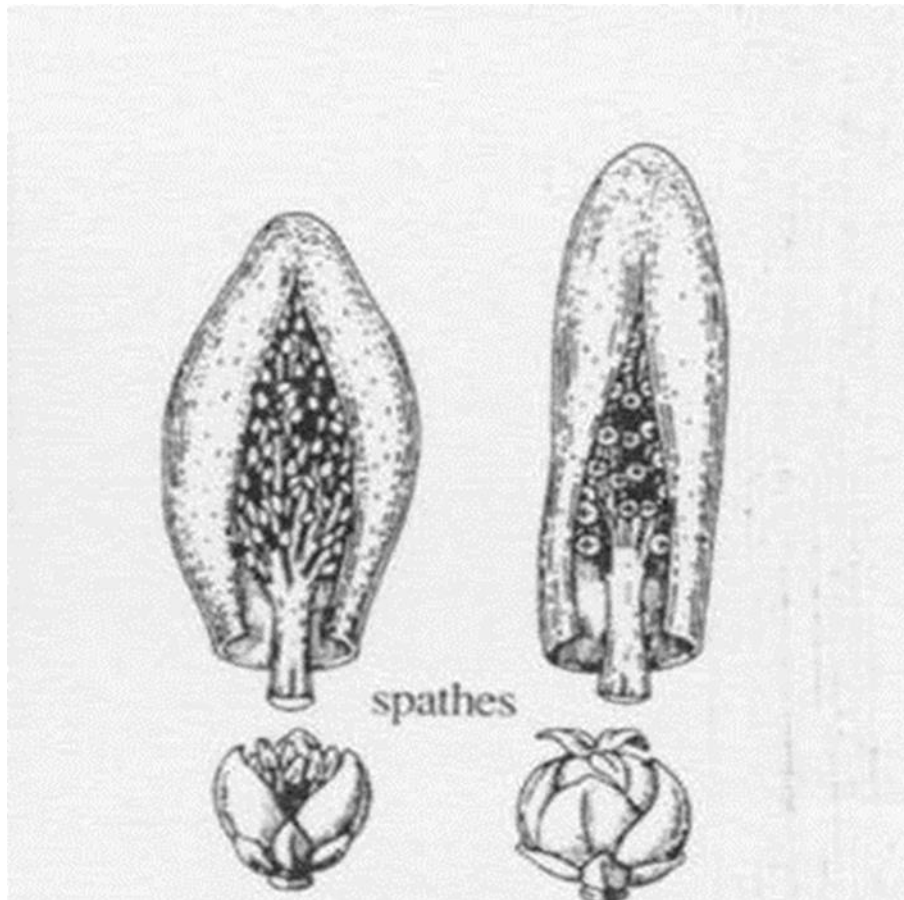
# Date palm phenology



# Date palm is dioecious plant



# Date palm flowering



**Male flower**

**Female flower**

# Spathes

- The spathes are the envelopes that enclose the inflorescence until they mature.
- They push up through three fibrous sheaths that form the frond bases.
- At first, they are green; they later turn brown, and split longitudinally when the enclosed inflorescence becomes mature.





# Inflorescence

- When the spathe splits, it revealed the inflorescences.
- Inflorescence It seen to consist of a main stem or peduncle and of a number of spikelet's arising near the apex.



# Flowers

The flowers are small, yellowish, coriaceous, sessile and borne at the bends of the spikelet's.

- Male flowers have three sepals, three petals, six stamens and erect anthers.
- The female flowers have three sepals, three rounded imbricate petals, six staminodes and three free carpels.
- In pollinated flowers, usually two carpels abort and only one ripens. The aborted carpels persist as two brown spots on the calyx of ripe fruits.



## Development of female flower to fruit





# Propagation of date palm by offshoots

As for female offshoots, some precautions are needed

# Preparing the hole of plantation



# Removing the offshoot





# Planting offshoot





## Packing the soil around offshoot







**Thanks for your attention**