

Morphological characterization of some Tunisian bread wheat (*Triticumaestivum*L.) accessions

A. OTHMANI¹, M. MOSBAHI², S. AYED¹, H. SLIM-AMARA³ AND M. BOUBAKER⁴

¹Regional Research Development Office of Agriculture in Semi Arid North West of Kef, Tunisia

²Higher Agriculture School of Mogran, Zaghoan

³Higher Agriculture School of ChottMeriem, Sousse

⁴Genetic and Plant Breeding Laboratory, Department of Agronomy and Biotechnology, National Agronomic Institute of Tunisia, 43, Avenue Charles Nicole, 1082 Tunis, Tunisia

* Corresponding author: OTHMANIAFEF@yahoo.com

Abstract - Seventy four Tunisian bread wheat accessions were characterized using seven morphological traits: spike color, spike shape, spike density, beak shape, beak length, glume shoulder shape, grain color and grain size. Accessions with white spike, tapering spike shape, lax spike density, moderately curved beak shape, long beak, slightly sloping glume shoulder shape, white yellow and small grain were dominant. Based on the Shannon–Weaver Diversity Index (H'), accessions showed a great morphological diversity in beak length and glume shoulder shape ($H' = 0.82$) illustrating a large diversity in this collections. Results showed that lowest values of H' were obtained in spike density (0.10), spike color (0.17), spike shape (0.23), grain size (0.42), beak shape (0.62) and grain color (0.62). This data revealed that morphological traits might be used for an effective characterization of Tunisian bread wheat diversity and also the need to conserve and safeguard genetic diversity of this crop.

Keywords: bread wheat / morphology / diversity index / Tunisia

1. Introduction

Wheat was one of the most important cultivated food crops and for 8 000 years has been the fundamental staple food of the majority human civilizations of Europe, West Asia and North Africa (Curtis et al., 2002) because of its crucial nutritional value and its significant share in daily energy intake. AtesSönmezoglu et al. (2012) reported that, in the world, wheat production is almost based on 2 wheat species, common or bread wheat (*Triticumaestivum*L.), which represents for about 90% of world production, and macaroni or durum wheat (*Triticumturgidum*subsp. *durum*), which accounts 10% of wheat production (1). In fact, bread wheat is a very diverse and widely adaptable cereal crop (Levandi et al., 2014). Its landraces are distinguished by their genetic variability and heterogeneity. Therefore, this genetic diversity needs to be characterized and measured it may be useful in breeding programs and also conservation and management of plant genetic resources (Newton et al., 2010). Genetic variability evaluation based on morphological characters of economic interest might be used to choose suitable materials in breeding programs for crop improvement (Dos Santos et al., 2009). Also, in comparison to biochemical traits, morphological traits had crucial role in genetic study due to the ease of their identification, and their simple mode of inheritance in comparison to quantitative traits (Levy and Feldman 1989). For that reason, markers to describe genetic diversity are morphological and agronomic traits celebrated as descriptors and presented by the International Plant Genetic Resources Institute (IPGRI) (IPGRI, 1985) (Newton et al., 2010). As reported by Al Khanjari et al. (2008) spike qualitative and quantitative traits are often used to assess and describe wheat characters due to their role in the estimation of genetic diversity and discrimination of closely related types. Also, the shape, color and size of seeds are used to identify wheat varieties (Dubey et al., 2006). According to Whan et al. (2014) seed size is a very important part of both basic plant research, since in plant reproduction, seed formation and

development had significant effects, and cereal breeding, as a related trait yield and vigour. Grain size and shape are two among main targets in wheat breeding programs (Okamoto et al., 2013). Moreover, Whan et al. (2014) reported that seed color is also an essential parameter for breeding of cereal varieties since it affects the quality and appeal of processed grain.

Tunisia is an area rich in crop biodiversity, it is characterised by a high diversity of climatic, edaphic and agronomic conditions (Ayed et al., 2009). Therefore, seventy four bread wheat accessions were characterized to evaluate morphological diversity based on seven parameters. Target

2. Materials and Methods

The plant material consisted of 74 accessions of Tunisian bread wheat (*Triticumaestivum* L.) collected by genebank. Using the International Union for the Protection of New Varieties of Plants (UPOV 1994), eight morphological traits (Table 1) were evaluated. The proportion of each trait was calculated then the Shannon–Weaver Diversity Index normalized by the maximum value in each case was determined as a measure of qualitative trait diversity in each accessions.

Shannon–Weaver Diversity Index is given by:

$$H' = - \sum xi \log xi / \log n$$

xi refers to the frequency of individuals in each class; n stands for the number of phenotypic classes (Hailu et al., 2010, Eticha et al., 2006). H' of 0 indicates that is monomorphic, i.e all individual belong to one and the same category (clan), where as H' of 1 indicates maximum diversity i.e individuals are equally dispersed among the n class (Derbewte al., 2013)

Table 1: Phenotypic classes of each qualitative trait

Characters	Code	Classes
Spike color	1	White
	2	colored
Spike shape	1	Tapering
	2	Parallel-sided
	3	Semi-clavate
	4	Clavate
Spike density	5	Fusifform
	1	Very Lax
	3	Lax
	5	Intermediate
	7	Compact
Beak shape	9	Very compact
	1	Straight
	3	Slightly curved
	5	Moderately curved
	7	Strongly curved
	9	Geniculate

Beak length	1	Very short
	3	Short
	5	Intermediate
	7	Long
	9	Very long
Glume Shoulder Shape	1	Sloping
	3	Slightly sloping
	5	Straight
	7	Elevated
	9	Strongly elevated with second point present
Grain color	1	White yellow
	2	Orange yellow
	3	Light brown/light red
	4	Brown/red
	5	Dark brown/dark red
	6	Purple
	7	Other
Grain size	3	Small
	5	Intermediate
	7	Large
	9	Very large

3. Results and Discussion

The frequency of each studied character is showed in Figure 1. Almost of spike (97.29 %) had white color (Figure 2) as was also observed by Ayed and Slim-Amara (2009) in Tunisian durum wheat. Accessions with tapering spike shape (Figure 3) were the most frequent (89.18 %), whereas those with parallel-sided and fusi-form were less with respectively only 9.45 % and 1.35 %. These results corroborate those of Zarkti et al. (2012) in which pyramidal spike were most recurrent (54 %) than parallel sides spike shape (7%) in durum wheat landraces of Morocco. Also, accession with lax spike prevailed (97.29 %), accession with very lax and intermediate spike density had the same frequency (1.35 %). Despite there was no compact and very compact spike. Ayed and Slim-Amara (2009) reported that wheat with a compact spike showed resistance to brown rust.

For beak shape, 48.64 % of accessions had moderately curved beak then 41.89 % had slightly curved beak, strongly curved and straight beak were rare (5.40 and 4.05 %), there was no geniculate shape (Figure 4). Caballero et al. (2010) found that geniculate beak was uncommon in one hundred lines of Creole wheat. The long beak (Figure 5) was the most found, detected in twenty eight of the seventy four bread wheat accessions while short, intermediate, very long and very short beak were established in 20, 18, 5 and 3 accessions.

Among the five possible glume shoulder shape, slightly sloping shape (Figure 6) appears with high frequency followed by straight and elevated shoulder shape (32.43 %, 28.37 % and 27.02 %). While Caballero et al. (2008) found that straight shoulder was the most frequent in Spanish populations of *Triticumspelta* L. (*escanda*).

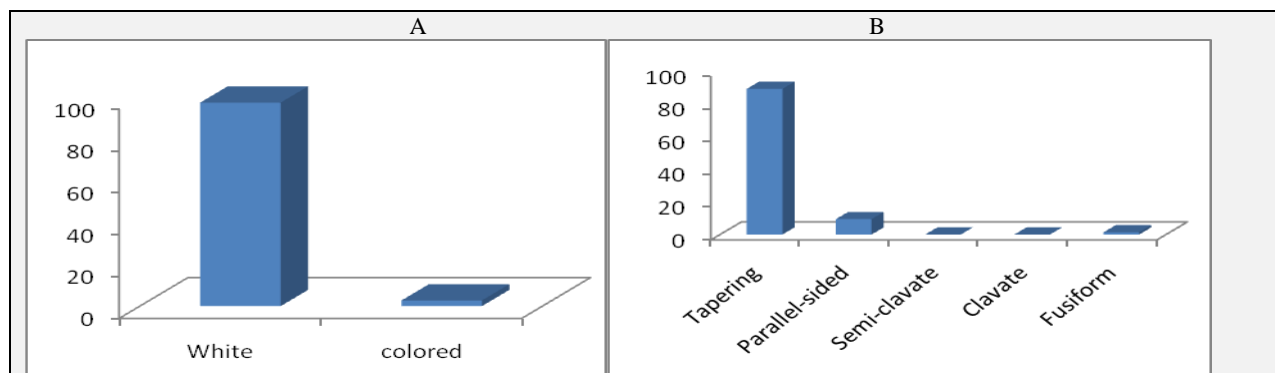
Moreover, 44.59 % of accessions showed white yellow grain (Figure 7) followed by light brown/light red grain (32.43 %). In fact, Whan et al. (2014) reported that white grain was more wanted because of increased milling efficiency and consumer choice for a number of products. Also, Börner et al. (2005) reported that colored grains are related to a tendency to pre-harvest sprouting (germination in the ear). It could be a pleiotropic effect, or genetic linkage. Also, in wheat the relationship between red grain color and increased dormancy has been documented for over a century (Whan et al., 2014). Most accessions (70.27 %) had small grain (Figure 8). Rasheed et al. (2014) reported that the size and the shape of wheat grain had significant effect on grain weight and flour yield. Yuki et al. (2013) reported that grain size contribute to seedling vigor, while grain shape means a relative amount of the grain main growth axes.

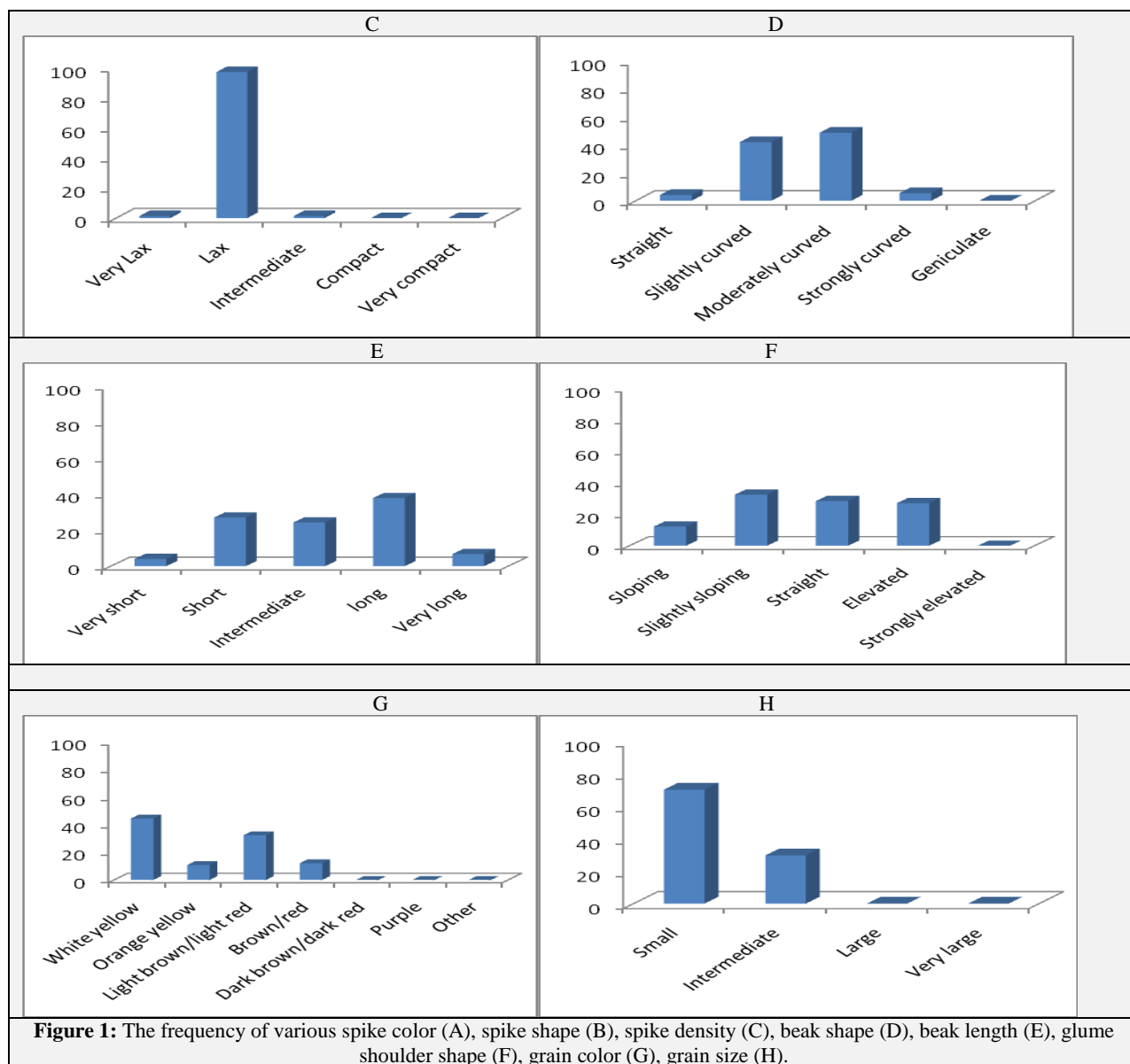
Estimation values of morphological diversity among bread wheat accessions were given in table 2. The Shannon-Weaver index varied from 0.17 for spike color to 0.82 for beak length and glume shoulder shape, there was no monomorphism ($H' < 0.01$) (Derbew et al., 2013). In fact, a monomorphism might show that morphological diversity is not a requirement for continued landraces survival, which may indicate on breeding programs for low-input agricultural systems (Hailu et al., 2010).

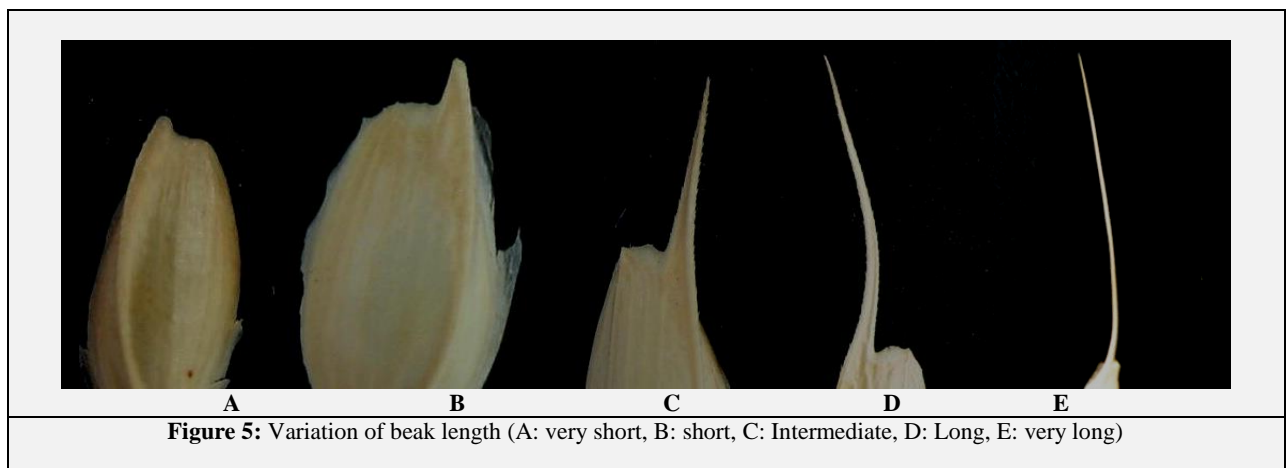


The lower values of H' for spike density (0.10), spike color (0.17), spike shape (0.23) grain size (0.42), beak shape (0.62) and grain color (0.62) may explain the relative homogeneity among bread wheat accessions. In the present study, the highest index was observed in beak length and glume shoulder shape (0.82). These values showed an important genetic diversity which might be useful in breeding and research programs.

Table 2: Index diversity (H') of different characters

Characters	H'
Spike color	0.17
Spike shape	0.23
Spike density	0.10
Beak shape	0.62
Beak length	0.82
Glume Shoulder Shape	0.82
Grain color	0.62
Grain size	0.42










Figure 6: Different glume shoulder shape (A: sloping, B: slightly sloping, C: straight, D: elevated).



Figure 7: Different grain color of bread wheat (A: white yellow, B: orange yellow, C: light brown/light red, D: brown/red).



Figure 8: Different grain size (A: Small, B: intermediate)

4. Conclusion

In this study, there was variant distribution in qualitative traits of bread wheat accessions. A high diversity index ($H' = 0.82$) demonstrate a significant phenotypic diversity of this germoplasme. Hence the necessity to conserve genetic resources due to their use in breeding programs

5. References

- Al Khanjari S., Filatenko A. A., Hammer K., Buerkert A., (2008).** Morphological spike diversity of Omani wheat. *Genet Resour Crop Evol*, 55:1185–1195
- AteşSonmezoglu O., Bozmaz B., Yildirim A., Kandemir N., Aydin N., (2012).** Genetic characterization of Turkish bread wheat landraces based on microsatellite markers and morphological characters. *Turk J Biol* 36, 589–597
- Ayed S., Slim-Amara H., (2009).** Distribution and phenotypic variability aspects of some quantitative traits among durum wheat accessions. *African Crop Science Journal*, Vol. 16, No. 4, pp. 219 – 224
- Börner A., Schäfer M., Schmidt A., Grau M., Vorwald J., (2005).** Associations between geographical origin and morphological characters in bread wheat (*Triticumaestivum* L.). *Plant Genetic Resources* 3(3); 360–372
- Caballero L. Martin L.M., Alvarez J. B., (2008).** Genetic diversity in Spanish populations of *Triticumspelta* L. (*escanda*): example of an endangered genetic resource. *Genet Resour Crop Evol*, 55:675–682
- Caballero L., Pena R. J., Martin L. M., Alvarez J. B., (2010).** Characterization of Mexican Creole wheat landraces in relation to morphological characteristics and HMW glutenin subunit composition. *Genet Resour Crop Evol*, 57:657–665
- Curtis B.C., Rajaram S., Gómez Macpherson H. (2002).** BREAD WHEAT Improvement and Production. FAO Plant Production and Protection Series No. 30
- Derbew S., Mohammed H., Urage E., 2013.** Phenotypic Diversity for Qualitative Characters of Barley (*HordeumVulgare* (L.)) Landrace Collections from Southern Ethiopia. *International Journal of Science and Research (IJSR)*, volume2 Issue 9, 34–40
- Diederichsen A., Solberg S. Ø., Jeppson S., (2013).** Morphological changes in Nordic spring wheat (*Triticumaestivum* L.) landraces and cultivars released from 1892 to 1994. *Genet Resour Crop Evol* (2013) 60:569–585
- Dos Santos T. M. M., Ganança F., Slaski J. J., Pinheiro de Carvalho Miguel Â. A., (2009).** Morphological characterization of wheat genetic resources from the Island of Madeira, Portugal. *Genet Resour Crop Evol*, 56:363–375
- Dubey B.P., Bhagwat S.G., Shouche S.P., Sainis J.K., (2006).** Potential of Artificial Neural Networks in Varietal Identification using Morphometry of Wheat Grains. *Biosystems Engineering*, 95 (1), 61–67
- Eticha F., Getachew B., Endashaw B., (2006).** Species diversity in wheat landrace populations from two regions of Ethiopia. *Genetic Resources and Crop Evolution*, 53: 387–393
- Hailu F., Johansson E., Merker A., 2010.** Patterns of phenotypic diversity for phenologic and qualitative traits in Ethiopian tetraploid wheat germplasm. *Genet Resour Crop Evol* (2010) 57:781–790
- IPGRI (1985).** Descriptors for Wheat (Revised), IPGRI, Rome, Italy
- Levandi T., Püssa T., Vaher M., Ingver A., Koppel R., Kaljurand M., (2014).** Principal component analysis of HPLC–MS/MS patterns of wheat (*Triticumaestivum*) varieties. *Proceedings of the Estonian Academy of Sciences*, 63, 1, 86–92
- Levy A.A., Feldman M., (1989).** Genetics of morphological traits in wild wheat, *Triticumturgidumvar .dicoccooides*. *Euphytica*40 : 275–281.
- Okamoto Y., Nguyen A. T., Yoshioka M., Iehisa J. C.M., Takumi S., (2013).** Identification of quantitative trait loci controlling grain size and shape in the D genome of synthetic hexaploid wheat lines. *Breeding Science* 63: 423–429.
- Newton A.C., Akar T., Baresel J.P., Bebeli P.J., Bettencourt E., Bladenopoulos K.V., Czembor J.H., Fasoula D.A., Katsiotis A., Koutis K., Koutsika-Sotiriou M., Kovacs G., Larsson H., Pinheiro de Carvalho M.A.A., Rubiales D., Russell J., Dos Santos T.M.M., VazPatto M.C., (2010).** Cereal landraces for sustainable agriculture. A review. *Agron. Sustain. Dev.* 30, 237–269
- Rasheed A., Xia X., Ogbonnaya F., Mahmood T., Zhang Z., Mujeeb-Kazi A., He1 Z., (2014).** Genome-wide association for grain morphology in synthetic hexaploid wheats using digital imaging analysis. *Plant Biology*, 14:128
- UPOV (1994).** Draft guidelines for the conduct of test for distinctness, homogeneity and stability (wheat). TG/3/11 (proj), 32 pp
- Whan A. P., Smith A. B., Cavanagh C. R., Ral J.P. F., Shaw L. M., Howitt C. A., Bischof L., (2014).** GrainScan: a low cost, fast method for grain size and colour measurements. *Plant Methods*, 10:23
- Zarkti H., Ouabbou Hassan, M. Udupa S., Gaboun F., Hilali A., (2012).** Agro-morphological variability in durum wheat landraces of Morocco. *AJCS* 6(7):1172–1178